




SMS eRequests

Send electronic
referrals to your
patients via SMS

Available with

Results & Orders

MedicalDirector
Clinical 3.18 and above

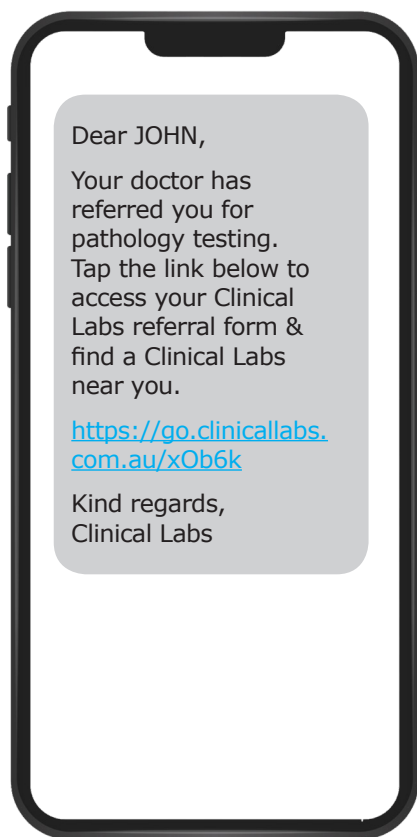


Send pathology referrals by SMS with the click of a button

Australian Clinical Labs are always looking for ways to improve the doctor and patient pathology experience. With **SMS eRequests**, patients can receive an electronic copy of their referral with ease directly from Clinical Labs' **eOrders**.

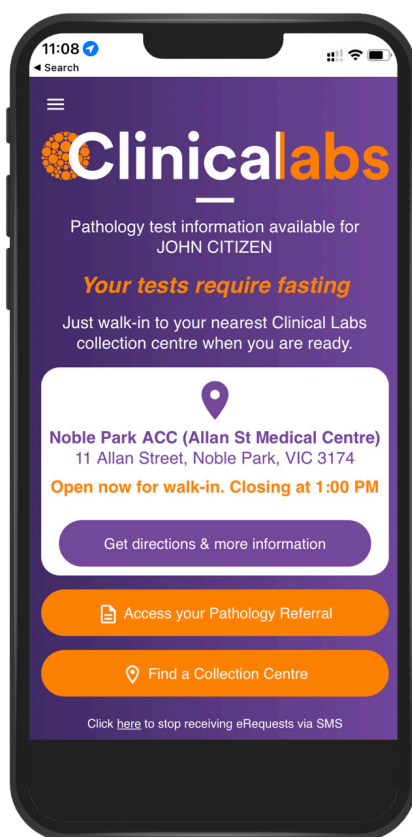
1. Select 'SMS' option in eOrders

When completing your eOrder with Clinical Labs, you will see three options for referral delivery: 1. **'Email referral form to patient'**, 2. **'SMS referral form to patient'** and 3. **'Download and print referral form'**. You can select any combination of these options, including selecting multiple options. If you check the box titled **'SMS referral form to patient'**, your patient will shortly receive an SMS with a link to their personalised pathology referral portal as outlined below:




2. Receive SMS

Tap the link to proceed to the eRequest Home Screen.



3. Enter Home Screen

View nearest Collection Centre based on your current location. Tap 'Access your Pathology Referral' to view eRequest. Note SMS opt-out link at bottom of screen.



4. Enter Password

Enter your Date of Birth in 'DDMMYYYY' format to access your referral.

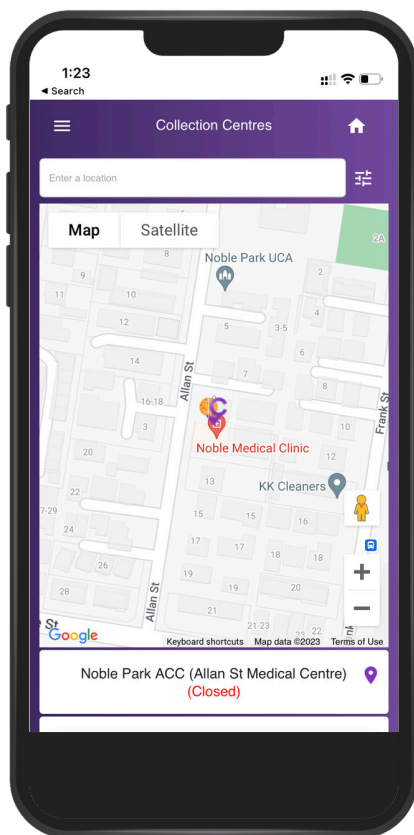
Why use SMS eRequests?

- Supports remote / telehealth consultations
- Automatically finds the nearest Collection Centre based on current location
- eRequest is password-protected and housed in a secure environment
- Provides a digital copy if hardcopy is misplaced
- Displays up-to-date Collection Centre information, including opening hours, address, phone numbers and directions
- Find other Collection Centres with simple search feature
- Improve patient convenience and reduce carbon footprint



5. Print/Download Referral

Download pathology referral for printing prior to collection centre visit.



6. Find a Collection Centre

Enter a location and choose from the options available. Tap to display opening hours and other information.

Need eOrders?

Getting set up with **eOrders** is easy. Choose the best way to access **eOrders** for your practice so you can start using **SMS eRequests** today:

1 Results


eOrders can now be accessed via Clinical Labs' powerful online results platform - **eResults** - with no practice management software required.

Simply complete your registration online by scanning the QR code below or visiting: clinicallabs.com.au/register/ehealth



2 MedicalDirector Clinical 3.18 & above

1. Ensure 'Australian Clinical Labs' or 'Clinical Labs' is in your address book.
2. Select us as the 'Preferred laboratory' and tick 'Default to eOrder service'.
3. **eOrders** will launch when Order Pathology icon is selected.



1300 134 111

clinicalabs.com.au

If you have any questions or would like to receive some SMS eRequest patient leaflets,
please contact your local Clinical Labs representative.