

# Self-Collect Samples for HPV Testing

Available  
at  
**Clinical  
Labs**

Women and people with a cervix from 25 to 74 years of age are encouraged to have a Cervical Screening Test every five years to check for the Human Papillomavirus (HPV). For Cervical Screening, patients have two options for HPV testing:

## 1. Clinician-Collected Samples

## 2. Self-Collected Samples (or Dry Swabs)

Self-collect HPV tests (dry swabs) are available in-house and reported on at Clinical Labs. Patients aged 25 to 74 are eligible for one bulk-billed HPV test every five years. Non-eligible tests will be privately billed.

### Clinician-Collected versus Self-Collected samples for Cervical Screening tests:

	Clinician-collected cervical sample	Self-collected vaginal sample
Is co-testing possible?	Yes	No
Indicated for <ul style="list-style-type: none"> <li>Those who are eligible and due or overdue for cervical screening, including during pregnancy</li> <li>Other points in the pathway where only a HPV test is required, including Test of Cure after HSIL treatment</li> <li>People who have had a total hysterectomy with history of HSIL</li> </ul>	Yes	Yes
<ul style="list-style-type: none"> <li>Those undergoing surveillance after completely excised AIS</li> </ul>	Yes	No
<ul style="list-style-type: none"> <li>People who have signs and symptoms suggestive of cervical cancer</li> <li>People who have postcoital or intermenstrual bleeding, post-menopausal bleeding, or unexplained persistent vaginal discharge</li> <li>People who were exposed to DES in utero</li> </ul>	Yes	No



**Patients should return the self-collect swab to their medical practice or a Clinical Labs collection centre with priority. Clinicians must forward self-collect samples to Clinical Labs within 21 days of collection – this ensures the sample is valid for testing. The Collection Date must be noted on the swab label.**

# Self-collect patient instructions

## Items required for self-collect:

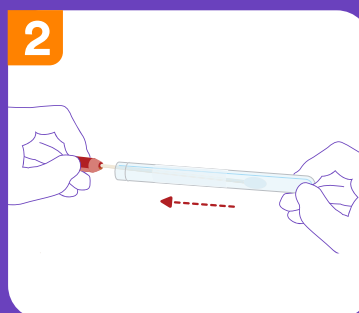
- Clinical Labs request form signed by doctor (ensure self-collect HPV test is noted).
- Copan FLOQSwab® for vaginal self-collection (552C) (Red Top dry swab) – available from Clinical Labs.
- Only Copan FLOQSwab 552C is validated for use.



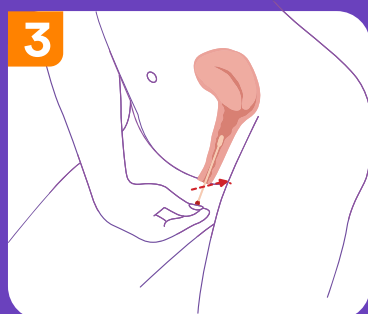
## Steps for self-collecting:



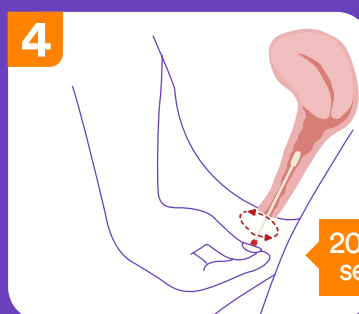
**1** Before you collect your sample, ensure you have clean hands. To avoid contamination, do not remove the swab from the container until you are ready to collect your sample and do not use any lubricant.



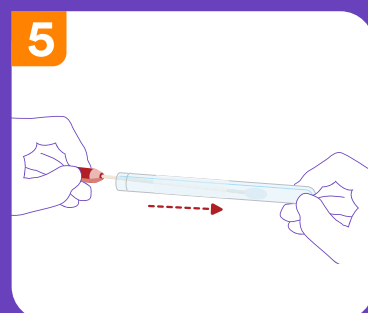
**2** Once you are comfortable, remove the red cap and pull the swab out of the container.



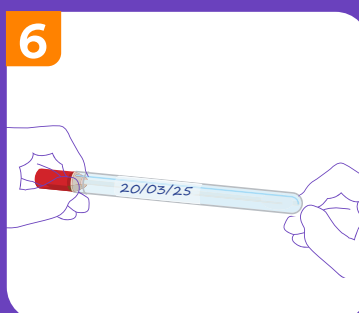
**3** There is a red line halfway along the swab. Insert the front part of the swab inside your vagina aiming for this red line.



**4** Once the swab is correctly inside your vagina, rotate it gently in a circular motion for 20-30 seconds.



**5** Remove the swab, place it back in the container and gently secure the cap.



**6** Return the self-collect swab to the medical practice or Clinical Labs collection centre with the request form with priority. Please ensure the Collection Date is labelled on the container.

## About the author:



## Dr Catherine Uzzell

MBBS FRCPA

Lab: Clayton

Speciality: Anatomical pathology, cytopathology

Areas of Interest: Women's health, gynaecological pathology, dermatopathology, gastrointestinal pathology

Email: catherine.uzzell@clinicallylabs.com.au



For more information on cervical screening, scan the QR code or visit:

[clinicallylabs.com.au/cervicalscreeningprogram](http://clinicallylabs.com.au/cervicalscreeningprogram)